


Logic Plus
Socket Outlets

1:3



PRODUCT RANGE		
1 gang		
13A Unswitched	K780	WHI
13A Switched	K2757	WHI
13A Switched, red rocker	K2757	D1 WHI
13A Switched, red rocker, red frontplate	K2757	D1 RED
13A Switched, with neon	K2657	WHI
13A Switched, with neon, red rocker and red frontplate	K2657	D1 RED
13A Switched, non-standard, clean earth	K1257	WHI
13A Switched, non-standard clean earth, red rocker	K1257	D1 WHI

PRODUCT RANGE		
2 gang		
13A Unswitched	K781	WHI
13A Switched, inboard rockers	K2747	WHI
13A Switched, inboard red rockers	K2747	D1 WHI
13A Switched, inboard red rockers & red frontplate	K2747	D1 RED
13A Switched, with inboard rockers and neons	K2647	WHI
13A Switched, outboard rockers	K2746	WHI
13A Switched, outboard red rockers	K2746	D1 WHI
13A Switched, outboard red rockers & red frontplate	K2746	D1 RED
13A Switched, non-standard, clean earth, outboard rockers	K1246	WHI
13A Switched, non-standard, clean earth, outboard red rockers	K1246	D1 WHI
13A Switched, non-standard, clean earth, outboard red rockers & red frontplate	K1246	D1 RED
13A Switched, clean earth, outboard rockers	K2746	CE WHI
3 gang		
13A Switched fitted with 13A fuse	K2737	WHI
13A Replacement fuses (3 gang socket outlets only)	610	

Description

A range of socket outlets designed for ease of installation and having all the advantageous design features of the Logic Plus range. The 2 gang sockets with outboard rockers are of particular value for use by the infirm and partially sighted.

Non-standard clean earth sockets are for use on installations where restricted access is required and will only accept MK LN647 13A non-standard plug with T-shaped earth pin. The sockets have two independent earth terminals so that they can also be used for 'clean earth' installations. K2746 CE WHI has two independent earth terminals for 'clean earth' installations.

One gang switchsockets, two gang outboard switchsockets, two gang unswitched sockets and three gang switchsockets are fitted with two earth terminals on a common busbar to provide a double earth facility for use when installations are to comply with Regulation 607 of BS 7671, IEE Wiring Regulations. These should be referred to for guidance.

The products can be quickly installed as replacement for existing 13 amp sockets or in a new installation.

Fuse carriers (3 gang switchsocket only)

The fuse carrier is opened by a fast-acting, screwdriver-operated, worm-drive screw for ease of replacement.

Round pin sockets

A range of round pin sockets is also available, switched and unswitched.

Standards and approvals

All Logic Plus 13A socket outlets comply with BS 1363: Part 2: 1995.

Replacement fuses to the 3 gang socket outlets comply with BS 1362: 1973



Logic Plus
Socket Outlets

2:3



TECHNICAL SPECIFICATION	
Electrical	
Voltage rating: 250V a.c.	
Current rating: 13A per socket outlet (except 3 gang which is 13 amp in total)	
Terminal capacity: Live, neutral & earth 3 x 2.5mm ² 3 x 4mm ² 2 x 6mm ² (stranded) (Dual earth terminals on list Nos. K781 WHI, K2657 WHI, K2737 WHI, K2746 WHI, K2757 WHI)	
Physical	
Ambient operating temperature: -5°C to +40°C (not to exceed an average of more than 25°C in any 24 hour period)	
IP rating: IP4X	
Max. installation altitude: 2000 metres	

Features

- Moulded 'on' indicator flash on switches will not rub off – totally safe
- Optional neon indicators in the switch rockers with 175° visibility in the horizontal and vertical planes
- Unique 3 pin operated safety shutter
- White terminal markings on grey rear mouldings for clearer identification
- Top access, angled terminals make wiring easier and quicker
- Minimum 3mm contact gap
- Double pole switching
- Choice of inboard or outboard positioned rockers
- Additional electrical safety from neutral 'make first', 'break last' feature
- Switch contacts with silver contacts on both surfaces for good continuity
- Only one size of screwdriver required for installation
- Dual earth terminals for high integrity earthing on list Nos. K781 WHI, K2657 WHI, K2737 WHI, K2746 WHI, K2757 WHI
- Backed out and captive terminal screws
- 'Clean earth' sockets available
- Non-standard 'clean earth' sockets available

Box types


	Flush	Flush (for extra wiring space)	Surface Insulated	Surface Metal
1 gang	861 ZIC	866 ZIC	K2140 WHI	K2211 ALM/K2213 ALM
2 gang	862 ZIC	886 ZIC	K2142 WHI	K2212 ALM/K2214 ALM
3 gang	K863 ZIC	Not available	K2153 WHI	Not available

Installation

Logic Plus socket outlets can be wall or bench mounted. Do not mount or use as a trailing socket or where they may be subject to excessive moisture or dampness.

2 gang switchsocket – view from rear

Top-facing, angled, backed-out terminals make wiring easier and quicker.



Cable Management

Logic Plus socket outlets can be mounted in a variety of MK trunking systems.

See MK catalogue for further details.

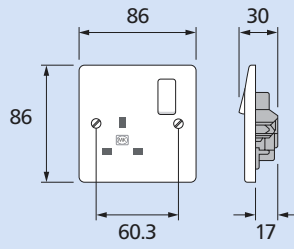


Logic Plus
Socket Outlets

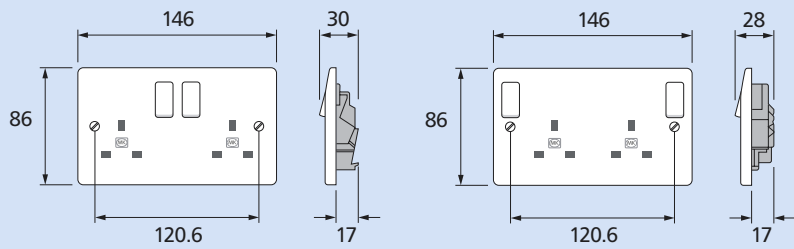
3:3

Dimensions (mm)

1 gang



2 gang



3 gang

